

Arbuscular mycorrhiza improves growth of strawberry cultivars grown under salinity

Li Fan^{1,2}, Chengquan Fang¹, Claudine Dubé², Martine Deschênes², Yolande Dalpé³, Shutian Tao⁴ and Shahrokh Khanizadeh²

¹ Institute of Pomology, Chinese Academy of Agricultural Sciences, Xinghai Road, Xingcheng, Liaoning Province, 125100, P. R. China; ² Horticulture Research and Development Centre, Agriculture and Agri-Food Canada, 430 Gouin Blvd, St-Jean-sur-Richelieu, Quebec, J3B 3E6, Canada; ³ Eastern Cereal and Oilseed Research Centre, Agriculture and Agri-Food Canada, 960 Carling Ave, Ottawa, Ontario, K1A 0C6, Canada; ⁴ College of Horticulture, Nanjing Agricultural University, 1 Weigang, Nanjing, Jiangsu Province, 210095, P.R. China



Introduction



Salinity stress is one of the most important environmental factors limiting plant growth and development.

Strawberries (*Fragaria* × *ananassa* Duch.) are among the most sensitive plants to salt and require a low pH to grow.

Arbuscular mycorrhizae fungi (AMF) are widespread microorganisms able to establish a symbiotic association with roots of most plants to the mutual benefit of both, the host plant and the fungus.

The purpose of this study was to determine the effects of mycorrhizal infection on growth of selected strawberry plants under different levels of salinity.

Materials & methods

A greenhouse experiment was conducted to evaluate the performance of three strawberry (*Fragaria* × *ananassa* Duch.) cultivars ('Kent', 'Jewel' and 'Saint-Pierre') subjected to three NaCl levels (0, 30 and 60mM), inoculated and non-inoculated with AMF (*Glomus intraradices*, Schenck & Smith).

After three months growth, fine roots were sampled for the fungal colonization assessment.

The plants dry weight was determined after drying at 70°C for 72 h.

AMF dependency was calculated as follows:

$$\text{AMF Dependency (\%)} = \frac{\text{DWI} - \text{DWNi}}{\text{DWI}} \times 100$$

DWI: dry weight of inoculated plant

DWNi: dry weight of non-inoculated plant

The data was subjected to a three-way analysis of variance using GLM procedure and orthogonal polynomial contrast analysis by SAS software.



Results & discussion

The AMF root colonization rates were significantly influenced by salinity and AMF, but this was independent of cultivars.

The AMF colonization rates of the inoculated strawberry plants significantly and linearly reduced when increasing salinity, the highest point being at 58.1% and the lowest at 33.6% (Fig. 1).

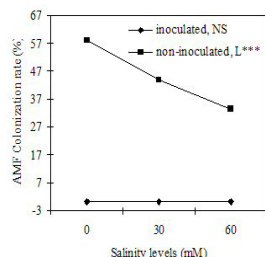


Fig. 1. AMF root colonization rates of non-inoculated and inoculated strawberry plants under three salinity levels^a.

^a: The *, ** and NS indicate significant difference at P ≤ 0.05, 0.001 and not significant respectively. L indicates linear component based on the orthogonal polynomial contrast analysis of salinity effect.

Salinity significantly reduced the plant dry weight (23.10% at 60 mM) but the addition of AMF increased it significantly (20.99%) compared to the control.

Regardless of salinity, 'Jewel' showed more plant dry weight than 'Saint-Pierre', when colonized by AMF (Fig. 2).

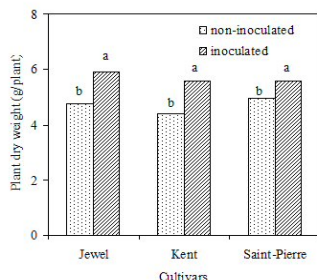


Fig. 2. Plant dry weight of the non-inoculated and inoculated strawberry plants^b.

^b: Different letters indicate significant differences between the different treatments (P < 0.05).



Fig. 3. Strawberry growth treated with NaCl and AMF.

From left to right, 0, 30, 60 mM salt; front row: non-inoculated; back row: inoculated.

AMF dependency is a percentage rate used to describe the benefits of inoculating plant species with AMF.

The dependency of 'Kent' with 60 mM salt was the highest while 'Jewel' benefited the most from AMF with 30 mM. 'Saint-Pierre' had the least AMF dependency under salinity treatments and seemed to be more resistant to salinity (Fig. 4).

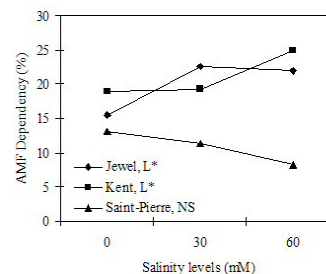


Fig. 4. AMF dependency of the three cultivars under different salinity levels^a.



Fig. 5. The effect of AMF on strawberry roots. Left: roots from inoculated plant; right: roots from non-inoculated plant.

Conclusions

In summary, results indicate that salt reduces the growth of strawberry plants and that the AMF is capable of alleviating the damage that it causes, promoting its growth. Thus, results confirm the potential of applying mycorrhizal biotechnology in sustainable horticulture for arid and semi-arid areas.

References

- Khanizadeh S., Hamel C., Kianmehr H., Buszard D. and Smith D. 1995. Effect of three vesicular-arbuscular mycorrhizae species and phosphorus on reproductive and vegetative growth of three strawberry cultivars. J. Plant. Nutr. 18: 1073-1079.
- Wu Q.S., Zou Y.N. and He X.H. 2009. Contributions of arbuscular mycorrhizal fungi to growth, photosynthesis, root morphology and ionic balance of citrus seedlings under salt stress. Acta Physiol. Plant.: 1-8.